

**MUY PRONTO SEREMOS...  
VERY SOON WE WILL BE...**

**W**  
**WOLF**  
**ELECTRONIC**

**MANDO ORIGINAL  
ORIGINAL REMOTE**

**NUESTROS MANDOS COMPATIBLES  
OUR COMPATIBLE REMOTES**

**COMPATIBILIDAD DEL RECEPTOR  
RECEIVER COMPATIBILITY**

**ALLMATIC 433.92 MHZ**



**BRO1WN BRO2WN BRO4WN**

**BRO OVER - TECH 3  
PASS 1/2/4 BROSTAR**



**TX MULTICLONER  
433 MHZ**



**TX NEWCLONER  
433-868 MHZ**



**LIGHTER CAR  
433-868 MHZ**



**TX NEWCLONER  
300-868 MHZ**



**RX MULTI  
433-868 MHZ**

**CLON/CLONE: NO**

1 2 3 4 5 6

**DIPS ENTRADA DIRECTA  
DIRECT ENTRY DIPS**



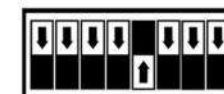
**CLON/CLONE: NO**

1 2 3 4 5 6 7 8

**DIPS ENTRADA DIRECTA  
DIRECT ENTRY DIPS**



1 2 3 4 5 6 7 8



**¿NUESTROS MANDOS SON COMPATIBLES CON EL RECEPTOR ORIGINAL?  
ARE OUR REMOTES COMPATIBLE WITH THE ORIGINAL RECEIVER?**

**SÍ/YES**

**¿ES COMPATIBLE EL RX MULTI CON EL MANDO ORIGINAL?  
IS THE RX MULTI COMPATIBLE WITH THE ORIGINAL REMOTE?**

**SÍ/YES**

**ALMA - 868 MHz**



**TX MULTICLONER  
433 MHZ**



**TX NEWCLONER  
433-868 MHZ**



**LIGHTER CAR  
433-868 MHZ**

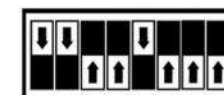


**TX NEWCLONER  
300-868 MHZ**



**RX MULTI  
433-868 MHZ**

1 2 3 4 5 6 7 8



**UNDER STUDY**

**¿NUESTROS MANDOS SON COMPATIBLES CON EL RECEPTOR ORIGINAL?  
ARE OUR REMOTES COMPATIBLE WITH THE ORIGINAL RECEIVER?**

**?**

**¿ES COMPATIBLE EL RX MULTI CON EL MANDO ORIGINAL?  
IS THE RX MULTI COMPATIBLE WITH THE ORIGINAL REMOTE?**

**SÍ/YES**

MUY PRONTO SEREMOS...  
VERY SOON WE WILL BE...

W  
WOLF  
ELECTRONIC

MANDO ORIGINAL  
ORIGINAL REMOTE

NUESTROS MANDOS COMPATIBLES  
OUR COMPATIBLE REMOTES

COMPATIBILIDAD DEL RECEPTOR  
RECEIVER COMPATIBILITY

APRIMATIC 433.92 MHZ



TR2

TR4



TX MULTICLONER  
433 MHZ



TX NEWCLONER  
433-868 MHZ



LIGHTER CAR  
433-868 MHZ



TX NEWCLONER  
300-868 MHZ

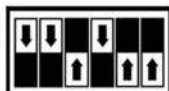


RX MULTI  
433-868 MHZ

CLON/CLONE: NO

1 2 3 4 5 6

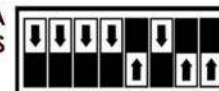
DIPS ENTRADA DIRECTA  
DIRECT ENTRY DIPS



CLON/CLONE: NO

1 2 3 4 5 6 7 8

DIPS ENTRADA DIRECTA  
DIRECT ENTRY DIPS



1 2 3 4 5 6 7 8



¿NUESTROS MANDOS SON COMPATIBLES CON EL RECEPTOR ORIGINAL?  
ARE OUR REMOTES COMPATIBLE WITH THE ORIGINAL RECEIVER?

SÍ/YES

¿ES COMPATIBLE EL RX MULTI CON EL MANDO ORIGINAL?  
IS THE RX MULTI COMPATIBLE WITH THE ORIGINAL REMOTE?

SÍ/YES

BENINCA - 433.92 MHz



T2WK

T4WK

T2WV

T4WV



TO GO:  
2WV



4WV



2WP



4WP



CUPIDO 2



CUPIDO 4



IO



TX MULTICLONER  
433 MHZ



TX NEWCLONER  
433-868 MHZ



LIGHTER CAR  
433-868 MHZ



TX NEWCLONER  
300-868 MHZ



RX MULTI  
433-868 MHZ

CLON/CLONE: NO

1 2 3 4 5 6



DIPS ENTRADA DIRECTA  
DIRECT ENTRY DIPS

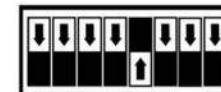
CLON/CLONE: NO

1 2 3 4 5 6 7 8



DIPS ENTRADA DIRECTA  
DIRECT ENTRY DIPS

1 2 3 4 5 6 7 8



¿NUESTROS MANDOS SON COMPATIBLES CON EL RECEPTOR ORIGINAL?  
ARE OUR REMOTES COMPATIBLE WITH THE ORIGINAL RECEIVER?

SÍ/YES

¿ES COMPATIBLE EL RX MULTI CON EL MANDO ORIGINAL?  
IS THE RX MULTI COMPATIBLE WITH THE ORIGINAL REMOTE?

SÍ/YES

**MUY PRONTO SEREMOS...  
VERY SOON WE WILL BE...**

**W**  
**WOLF**  
**ELECTRONIC**

**MANDO ORIGINAL  
ORIGINAL REMOTE**

**NUESTROS MANDOS COMPATIBLES  
OUR COMPATIBLE REMOTES**

**COMPATIBILIDAD DEL RECEPTOR  
RECEIVER COMPATIBILITY**

**BERNER 868 MHZ**



**BHS 140**



**TX MULTICLONER  
433 MHZ**



**TX NEWCLONER  
433-868 MHZ**



**LIGHTER CAR  
433-868 MHZ**



**TX NEWCLONER  
300-868 MHZ**

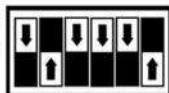


**RX MULTI  
433-868 MHZ**

**CLON/CLONE: SÍ/YES**

1 2 3 4 5 6

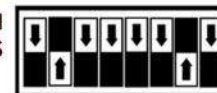
**DIPS MODO CLON  
CLONE MODE DIPS**



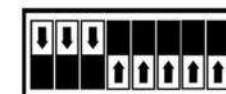
**CLON/CLONE: SÍ/YES**

1 2 3 4 5 6 7 8

**DIPS MODO CLON  
CLONE MODE DIPS**



1 2 3 4 5 6 7 8



**¿NUESTROS MANDOS SON COMPATIBLES CON EL RECEPTOR ORIGINAL?  
ARE OUR REMOTES COMPATIBLE WITH THE ORIGINAL RECEIVER?**

**NO**

**¿ES COMPATIBLE EL RX MULTI CON EL MANDO ORIGINAL?  
IS THE RX MULTI COMPATIBLE WITH THE ORIGINAL REMOTE?**

**SÍ/YES**

**BFT - 433.92 MHZ**



**MITO 2/2M  
MITO 4/4M  
MITO B RCB2  
MITO B RCB4  
TRC1  
TRC2  
TRC 4  
KLEIO B RCA 2  
KLEIO B RCA4**



**TX MULTICLONER  
433 MHZ**



**TX NEWCLONER  
433-868 MHZ**



**LIGHTER CAR  
433-868 MHZ**



**TX NEWCLONER  
300-868 MHZ**



**RX MULTI  
433-868 MHZ**

**CLON/CLONE: NO**

1 2 3 4 5 6

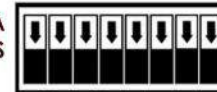
**DIPS ENTRADA DIRECTA  
DIRECT ENTRY DIPS**



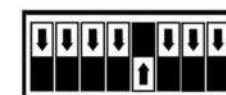
**CLON/CLONE: NO**

1 2 3 4 5 6 7 8

**DIPS ENTRADA DIRECTA  
DIRECT ENTRY DIPS**



1 2 3 4 5 6 7 8



**¿NUESTROS MANDOS SON COMPATIBLES CON EL RECEPTOR ORIGINAL?  
ARE OUR REMOTES COMPATIBLE WITH THE ORIGINAL RECEIVER?**

**SÍ/YES**

**¿ES COMPATIBLE EL RX MULTI CON EL MANDO ORIGINAL?  
IS THE RX MULTI COMPATIBLE WITH THE ORIGINAL REMOTE?**

**SÍ/YES**

**MUY PRONTO SEREMOS...  
VERY SOON WE WILL BE...**

**W**  
**WOLF**  
**ELECTRONIC**

**MANDO ORIGINAL  
ORIGINAL REMOTE**

**NUESTROS MANDOS COMPATIBLES  
OUR COMPATIBLE REMOTES**

**COMPATIBILIDAD DEL RECEPTOR  
RECEIVER COMPATIBILITY**

**CAME - 433.92 MHZ**



TOP 432 NA



TOP 864



TOP 432 M



TOP 432 S



TX MULTICLONER  
433 MHZ



TX NEWCLONER  
433-868 MHZ



LIGHTER CAR  
433-868 MHZ



TX NEWCLONER  
300-868 MHZ

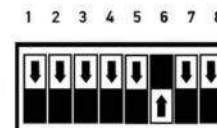


RX MULTI  
433-868 MHZ

**CLON/CLONE: SÍ/YES**



**CLON/CLONE: SÍ/YES**



**¿NUESTROS MANDOS SON COMPATIBLES CON EL RECEPTOR ORIGINAL?  
ARE OUR REMOTES COMPATIBLE WITH THE ORIGINAL RECEIVER?**

**NO**

**¿ES COMPATIBLE EL RX MULTI CON EL MANDO ORIGINAL?  
IS THE RX MULTI COMPATIBLE WITH THE ORIGINAL REMOTE?**

**SÍ/YES**

**CARDIN - 433.92 MHz**



S449 QZ1



S449 QZ2



S449 QZ3



S449 QZ4



S449 QZ2 GREEN

S449QZ2P NEW S449QZ4P NEW S437TX2 S437 TX4



TX MULTICLONER  
433 MHZ



TX NEWCLONER  
433-868 MHZ



LIGHTER CAR  
433-868 MHZ



TX NEWCLONER  
300-868 MHZ



RX MULTI  
433-868 MHZ

**CLON/CLONE: NO**



**CLON/CLONE: NO**



**¿NUESTROS MANDOS SON COMPATIBLES CON EL RECEPTOR ORIGINAL?  
ARE OUR REMOTES COMPATIBLE WITH THE ORIGINAL RECEIVER?**

**SÍ/YES**

**¿ES COMPATIBLE EL RX MULTI CON EL MANDO ORIGINAL?  
IS THE RX MULTI COMPATIBLE WITH THE ORIGINAL REMOTE?**

**NO**

MUY PRONTO SEREMOS...  
VERY SOON WE WILL BE...

W  
WOLF  
ELECTRONIC

MANDO ORIGINAL  
ORIGINAL REMOTE

NUESTROS MANDOS COMPATIBLES  
OUR COMPATIBLE REMOTES

COMPATIBILIDAD DEL RECEPTOR  
RECEIVER COMPATIBILITY

CEA/CYACSA - 868 MHz



MINI GO



TX MULTICLONER  
433 MHz



TX NEWCLONER  
433-868 MHz



LIGHTER CAR  
433-868 MHz

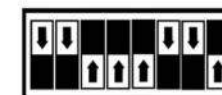


TX NEWCLONER  
300-868 MHz



RX MULTI  
433-868 MHz

1 2 3 4 5 6 7 8



UNDER STUDY

¿NUESTROS MANDOS SON COMPATIBLES CON EL RECEPTOR ORIGINAL?  
ARE OUR REMOTES COMPATIBLE WITH THE ORIGINAL RECEIVER?

?

¿ES COMPATIBLE EL RX MULTI CON EL MANDO ORIGINAL?  
IS THE RX MULTI COMPATIBLE WITH THE ORIGINAL REMOTE?

SÍ/YES

CENTURIÓN - 433.92 MHz



NOVA TX1/2/4



TX MULTICLONER  
433 MHz



TX NEWCLONER  
433-868 MHz



LIGHTER CAR  
433-868 MHz

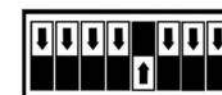


TX NEWCLONER  
300-868 MHz



RX MULTI  
433-868 MHz

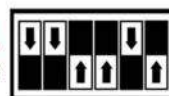
1 2 3 4 5 6 7 8



CLON/CLONE: NO

1 2 3 4 5 6

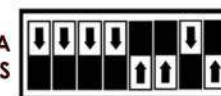
DIPS ENTRADA DIRECTA  
DIRECT ENTRY DIPS



CLON/CLONE: NO

1 2 3 4 5 6 7 8

DIPS ENTRADA DIRECTA  
DIRECT ENTRY DIPS



¿NUESTROS MANDOS SON COMPATIBLES CON EL RECEPTOR ORIGINAL?  
ARE OUR REMOTES COMPATIBLE WITH THE ORIGINAL RECEIVER?

SÍ/YES

¿ES COMPATIBLE EL RX MULTI CON EL MANDO ORIGINAL?  
IS THE RX MULTI COMPATIBLE WITH THE ORIGINAL REMOTE?

SÍ/YES

**MUY PRONTO SEREMOS...  
VERY SOON WE WILL BE...**

**W**  
**WOLF**  
**ELECTRONIC**

**MANDO ORIGINAL  
ORIGINAL REMOTE**

**NUESTROS MANDOS COMPATIBLES  
OUR COMPATIBLE REMOTES**

**COMPATIBILIDAD DEL RECEPTOR  
RECEIVER COMPATIBILITY**

**CLEMSA - 433.92 MHz**



MV1 MV2 MV3  
MASTERCODE



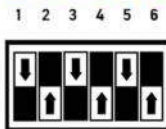
T1 T2 T3  
MUTANCODE



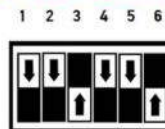
TX MULTICLONER 433 MHz TX NEWCLONER 433-868 MHz LIGHTER CAR 433-868 MHz

**CLON/CLON:**

**SÍ/YES MASTERCODE NO MUTANCODE**



MASTERCODE  
DIPS MODO CLON  
CLONE MODE DIPS




MUTANCODE  
DIPS ENTRADA DIRECTA  
DIRECT ENTRY DIPS



TX NEWCLONER  
300-868 MHz

**CLON/CLONE:**

**SÍ/YES MASTERCODE NO MUTANCODE**



DIPS MODO CLON  
CLONE MODE DIPS



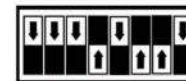
MUTANCODE

DIPS ENTRADA DIRECTA  
DIRECT ENTRY DIPS




RX MULTI  
433-868 MHz

1 2 3 4 5 6 7 8



MASTERCODE



MUTANCODE

**¿NUESTROS MANDOS SON COMPATIBLES CON EL RECEPTOR ORIGINAL? NO MASTER  
ARE OUR REMOTES COMPATIBLE WITH THE ORIGINAL RECEIVER? YES MUTAN**

**¿ES COMPATIBLE EL RX MULTI CON EL MANDO ORIGINAL? SÍ/YES  
IS THE RX MULTI COMPATIBLE WITH THE ORIGINAL REMOTE? SÍ/YES**

**CRAWFORD/NORMSTAHL- 433.92 MHz**



EA 4334K EA 4332K EA 4332K MINI



TX MULTICLONER 433 MHz TX NEWCLONER 433-868 MHz LIGHTER CAR 433-868 MHz

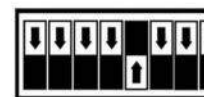


TX NEWCLONER  
300-868 MHz



RX MULTI  
433-868 MHz

1 2 3 4 5 6 7 8



**UNDER STUDY**

**¿NUESTROS MANDOS SON COMPATIBLES CON EL RECEPTOR ORIGINAL? SÍ/YES  
ARE OUR REMOTES COMPATIBLE WITH THE ORIGINAL RECEIVER? SÍ/YES**

**¿ES COMPATIBLE EL RX MULTI CON EL MANDO ORIGINAL? SÍ/YES  
IS THE RX MULTI COMPATIBLE WITH THE ORIGINAL REMOTE? SÍ/YES**

MUY PRONTO SEREMOS...  
VERY SOON WE WILL BE...

W  
WOLF  
ELECTRONIC

MANDO ORIGINAL  
ORIGINAL REMOTE

NUESTROS MANDOS COMPATIBLES  
OUR COMPATIBLE REMOTES

COMPATIBILIDAD DEL RECEPTOR  
RECEIVER COMPATIBILITY

DEA - 433.92 MHZ



MIO TR2  
MIO TR4  
PUNTO R2  
PUNTO R4  
GENIE R



TX MULTICLONER  
433 MHZ



TX NEWCLONER  
433-868 MHZ



LIGHTER CAR  
433-868 MHZ



TX NEWCLONER  
300-868 MHZ



RX MULTI  
433-868 MHZ

CLON/CLONE: NO

1 2 3 4 5 6

DIPS ENTRADA DIRECTA  
DIRECT ENTRY DIPS



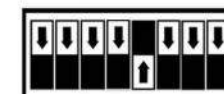
CLON/CLONE: NO

1 2 3 4 5 6 7 8

DIPS ENTRADA DIRECTA  
DIRECT ENTRY DIPS



1 2 3 4 5 6 7 8



¿NUESTROS MANDOS SON COMPATIBLES CON EL RECEPTOR ORIGINAL?  
ARE OUR REMOTES COMPATIBLE WITH THE ORIGINAL RECEIVER?

SÍ/YES

¿ES COMPATIBLE EL RX MULTI CON EL MANDO ORIGINAL?  
IS THE RX MULTI COMPATIBLE WITH THE ORIGINAL REMOTE?

SÍ/YES

DMIL - 868.3 MHZ



GO MINI



TX MULTICLONER  
433 MHZ



TX NEWCLONER  
433-868 MHZ



LIGHTER CAR  
433-868 MHZ



TX NEWCLONER  
300-868 MHZ



RX MULTI  
433-868 MHZ

1 2 3 4 5 6 7 8



UNDER STUDY

¿NUESTROS MANDOS SON COMPATIBLES CON EL RECEPTOR ORIGINAL?  
ARE OUR REMOTES COMPATIBLE WITH THE ORIGINAL RECEIVER?

?

¿ES COMPATIBLE EL RX MULTI CON EL MANDO ORIGINAL?  
IS THE RX MULTI COMPATIBLE WITH THE ORIGINAL REMOTE?

SÍ/YES

MUY PRONTO SEREMOS...  
VERY SOON WE WILL BE...

W  
WOLF  
ELECTRONIC

MANDO ORIGINAL  
ORIGINAL REMOTE

NUESTROS MANDOS COMPATIBLES  
OUR COMPATIBLE REMOTES

COMPATIBILIDAD DEL RECEPTOR  
RECEIVER COMPATIBILITY

DITEC - 433.92 MHZ



BIXLP2 GOL4 GOL4C  
BIXLG4 BIXLS2



TX MULTICLONER  
433 MHZ



TX NEWCLONER  
433-868 MHZ



LIGHTER CAR  
433-868 MHZ



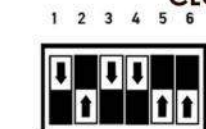
TX NEWCLONER  
300-868 MHZ



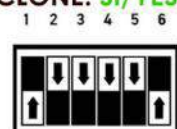
RX MULTI  
433-868 MHZ

CLON/CLONE: **SÍ/YES**


CLON/CLONE: **SÍ/YES**




DIPS MODO CLON  
CLONE MODE DIPS



DIPS ENTRADA DIRECTA  
DIRECT ENTRY DIPS

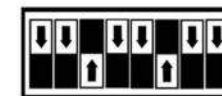


DIPS MODO CLON  
CLONE MODE DIPS



DIPS ENTRADA DIRECTA  
DIRECT ENTRY DIPS

1 2 3 4 5 6 7 8



¿NUESTROS MANDOS SON COMPATIBLES CON EL RECEPTOR ORIGINAL?  
ARE OUR REMOTES COMPATIBLE WITH THE ORIGINAL RECEIVER?

**SÍ/YES**

¿ES COMPATIBLE EL RX MULTI CON EL MANDO ORIGINAL?  
IS THE RX MULTI COMPATIBLE WITH THE ORIGINAL REMOTE?

**SÍ/YES**

DOORHAN - 433.92 MHZ



TRANSMITTER 4



TX MULTICLONER  
433 MHZ



TX NEWCLONER  
433-868 MHZ



LIGHTER CAR  
433-868 MHZ



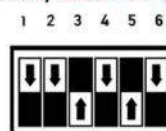
TX NEWCLONER  
300-868 MHZ




RX MULTI  
433-868 MHZ

CLON/CLONE: **NO**

CLON/CLONE: **NO**

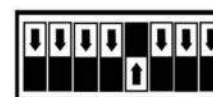


DIPS ENTRADA DIRECTA  
DIRECT ENTRY DIPS



DIPS ENTRADA DIRECTA  
DIRECT ENTRY DIPS

1 2 3 4 5 6 7 8



¿NUESTROS MANDOS SON COMPATIBLES CON EL RECEPTOR ORIGINAL?  
ARE OUR REMOTES COMPATIBLE WITH THE ORIGINAL RECEIVER?

**SÍ/YES**

¿ES COMPATIBLE EL RX MULTI CON EL MANDO ORIGINAL?  
IS THE RX MULTI COMPATIBLE WITH THE ORIGINAL REMOTE?

**SÍ/YES**



MUY PRONTO SEREMOS...  
VERY SOON WE WILL BE...

W  
WOLF  
ELECTRONIC

MANDO ORIGINAL  
ORIGINAL REMOTE

NUESTROS MANDOS COMPATIBLES  
OUR COMPATIBLE REMOTES

COMPATIBILIDAD DEL RECEPTOR  
RECEIVER COMPATIBILITY

DUCATI - 433.92 MHZ



RX MULTI  
433-868 MHZ

**UNDER STUDY**

¿NUESTROS MANDOS SON COMPATIBLES CON EL RECEPTOR ORIGINAL?  
ARE OUR REMOTES COMPATIBLE WITH THE ORIGINAL RECEIVER?

NO

¿ES COMPATIBLE EL RX MULTI CON EL MANDO ORIGINAL?  
IS THE RX MULTI COMPATIBLE WITH THE ORIGINAL REMOTE?

SÍ/YES

EINHELL - 433.92 MHz




HS434-6



RX MULTI  
433-868 MHZ

CLON/CLONE: YES

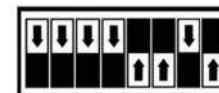
1 2 3 4 5 6



DIPS MODO CLON  
MODE CLONE DIPS

CLON/CLONE: YES

1 2 3 4 5 6 7 8



DIPS MODO CLON  
MODE CLONE DIPS

1 2 3 4 5 6 7 8



¿NUESTROS MANDOS SON COMPATIBLES CON EL RECEPTOR ORIGINAL?  
ARE OUR REMOTES COMPATIBLE WITH THE ORIGINAL RECEIVER?

NO

¿ES COMPATIBLE EL RX MULTI CON EL MANDO ORIGINAL?  
IS THE RX MULTI COMPATIBLE WITH THE ORIGINAL REMOTE?

SÍ/YES

MUY PRONTO SEREMOS...  
VERY SOON WE WILL BE...

W  
WOLF  
ELECTRONIC

MANDO ORIGINAL  
ORIGINAL REMOTE

NUESTROS MANDOS COMPATIBLES  
OUR COMPATIBLE REMOTES

COMPATIBILIDAD DEL RECEPTOR  
RECEIVER COMPATIBILITY

EMFA - 433.92 MHZ



TE2



TX MULTICLONER  
433 MHZ



TX NEWCLONER  
433-868 MHZ



LIGHTER CAR  
433-868 MHZ

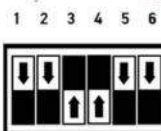


TX NEWCLONER  
300-868 MHZ

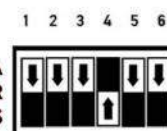


RX MULTI  
433-868 MHZ

CLON/CLONE: NO

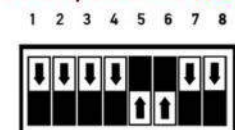


DIPS ENTRADA DIRECTA  
MULTI Y NEWCLONER  
DIRECT ENTRY DIPS



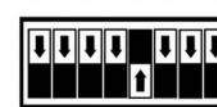
DIPS ENTRADA DIRECTA  
LIGHTER CAR  
DIRECT ENTRY DIPS

CLON/CLONE: NO



DIPS ENTRADA DIRECTA  
DIRECT ENTRY DIPS

1 2 3 4 5 6 7 8



¿NUESTROS MANDOS SON COMPATIBLES CON EL RECEPTOR ORIGINAL?  
ARE OUR REMOTES COMPATIBLE WITH THE ORIGINAL RECEIVER?

SÍ/YES

¿ES COMPATIBLE EL RX MULTI CON EL MANDO ORIGINAL?  
IS THE RX MULTI COMPATIBLE WITH THE ORIGINAL REMOTE?

SÍ/YES

ERONE - 433.92 MHz



SERIE 02



TX MULTICLONER  
433 MHZ



TX NEWCLONER  
433-868 MHZ



LIGHTER CAR  
433-868 MHZ

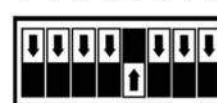


TX NEWCLONER  
300-868 MHZ



RX MULTI  
433-868 MHZ

1 2 3 4 5 6 7 8



UNDER STUDY

¿NUESTROS MANDOS SON COMPATIBLES CON EL RECEPTOR ORIGINAL?  
ARE OUR REMOTES COMPATIBLE WITH THE ORIGINAL RECEIVER?

NO

¿ES COMPATIBLE EL RX MULTI CON EL MANDO ORIGINAL?  
IS THE RX MULTI COMPATIBLE WITH THE ORIGINAL REMOTE?

SÍ/YES

**MUY PRONTO SEREMOS...  
VERY SOON WE WILL BE...**

**W**  
**WOLF**  
**ELECTRONIC**

**MANDO ORIGINAL  
ORIGINAL REMOTE**

**NUESTROS MANDOS COMPATIBLES  
OUR COMPATIBLE REMOTES**

**COMPATIBILIDAD DEL RECEPTOR  
RECEIVER COMPATIBILITY**

**ERREKA - 433.92 MHz**



SOL 4R



ROLLER 4



LUNA



**TX MULTICLONER  
433 MHz**



**TX NEWCLONER  
433-868 MHz**



**LIGHTER CAR  
433-868 MHz**



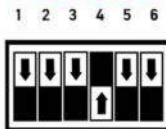
**TX NEWCLONER  
300-868 MHz**



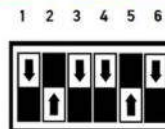
**RX MULTI  
433-868 MHz**

**CLON/CLONE:**

**NO SOL & ROLLER YES LUNA**



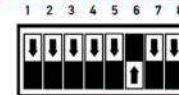
**SOL & ROLLER  
DIPS ENTRADA DIRECTA  
DIRECT ENTRY DIPS**



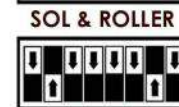
**LUNA  
DIPS MODO CLON  
CLONE MODE DIPS**

**CLON/CLONE:**

**NO SOL & ROLLER YES LUNA**



**DIPS ENTRADA DIRECTA  
DIRECT ENTRY DIPS**



**DIPS MODO CLON  
CLONE MODE DIPS**

LUNA

1 2 3 4 5 6 7 8



**¿NUESTROS MANDOS SON COMPATIBLES CON EL RECEPTOR ORIGINAL?  
ARE OUR REMOTES COMPATIBLE WITH THE ORIGINAL RECEIVER?**

**?**

**¿ES COMPATIBLE EL RX MULTI CON EL MANDO ORIGINAL?  
IS THE RX MULTI COMPATIBLE WITH THE ORIGINAL REMOTE?**

**SÍ/YES**

**FAAC - 433.92 MHz**



433 DS1 433 DS2 433 DS3



**TX MULTICLONER  
433 MHz**



**TX NEWCLONER  
433-868 MHz**



**LIGHTER CAR  
433-868 MHz**



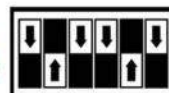
**TX NEWCLONER  
300-868 MHz**



**RX MULTI  
433-868 MHz**

**CLON/CLONE: SÍ/YES**

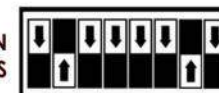
1 2 3 4 5 6



**DIPS MODO CLON  
CLONE MODE DIPS**

**CLON/CLONE: SÍ/YES**

1 2 3 4 5 6 7 8



**DIPS MODO CLON  
CLONE MODE DIPS**

1 2 3 4 5 6 7 8



**¿NUESTROS MANDOS SON COMPATIBLES CON EL RECEPTOR ORIGINAL?  
ARE OUR REMOTES COMPATIBLE WITH THE ORIGINAL RECEIVER?**

**NO**

**¿ES COMPATIBLE EL RX MULTI CON EL MANDO ORIGINAL?  
IS THE RX MULTI COMPATIBLE WITH THE ORIGINAL REMOTE?**

**SÍ/YES**

**MUY PRONTO SEREMOS...  
VERY SOON WE WILL BE...**

**W**  
**WOLF**  
**ELECTRONIC**

**MANDO ORIGINAL  
ORIGINAL REMOTE**

**NUESTROS MANDOS COMPATIBLES  
OUR COMPATIBLE REMOTES**

**COMPATIBILIDAD DEL RECEPTOR  
RECEIVER COMPATIBILITY**

**FAAC - 868 MHz**



868DS 1 868 DS2 868 DS3



**TX MULTICLONER  
433 MHz**



**TX NEWCLONER  
433-868 MHz**



**LIGHTER CAR  
433-868 MHz**



**TX NEWCLONER  
300-868 MHz**

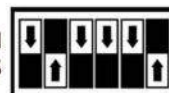


**RX MULTI  
433-868 MHz**

**CLON/CLONE: SÍ/YES**

1 2 3 4 5 6

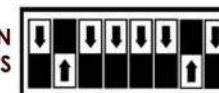
**DIPS MODO CLON  
CLONE MODE DIPS**



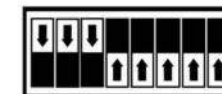
**CLON/CLONE: SÍ/YES**

1 2 3 4 5 6 7 8

**DIPS MODO CLON  
CLONE MODE DIPS**



1 2 3 4 5 6 7 8



**¿NUESTROS MANDOS SON COMPATIBLES CON EL RECEPTOR ORIGINAL?  
ARE OUR REMOTES COMPATIBLE WITH THE ORIGINAL RECEIVER?**

**NO**

**¿ES COMPATIBLE EL RX MULTI CON EL MANDO ORIGINAL?  
IS THE RX MULTI COMPATIBLE WITH THE ORIGINAL REMOTE?**

**SÍ/YES**

**FAAC - 433.92 MHz**



XT 433 RC  
(led rojo)



**TX MULTICLONER  
433 MHz**



**TX NEWCLONER  
433-868 MHz**



**LIGHTER CAR  
433-868 MHz**



**TX NEWCLONER  
300-868 MHz**

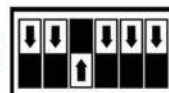


**RX MULTI  
433-868 MHz**

**CLON/CLONE: NO**

1 2 3 4 5 6

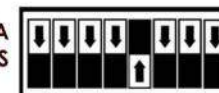
**DIPS ENTRADA DIRECTA  
DIRECT ENTRY DIPS**



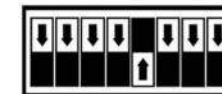
**CLON/CLONE: NO**

1 2 3 4 5 6 7 8

**DIPS ENTRADA DIRECTA  
DIRECT ENTRY DIPS**



1 2 3 4 5 6 7 8



**¿NUESTROS MANDOS SON COMPATIBLES CON EL RECEPTOR ORIGINAL?  
ARE OUR REMOTES COMPATIBLE WITH THE ORIGINAL RECEIVER?**

**SÍ/YES**

**¿ES COMPATIBLE EL RX MULTI CON EL MANDO ORIGINAL?  
IS THE RX MULTI COMPATIBLE WITH THE ORIGINAL REMOTE?**

**SÍ/YES**

**MUY PRONTO SEREMOS...  
VERY SOON WE WILL BE...**

**W**  
**WOLF**  
**ELECTRONIC**

**MANDO ORIGINAL  
ORIGINAL REMOTE**

**NUESTROS MANDOS COMPATIBLES  
OUR COMPATIBLE REMOTES**

**COMPATIBILIDAD DEL RECEPTOR  
RECEIVER COMPATIBILITY**

**FAAC - 433.92 MHz**



XT2 433 SLH  
XT4 433 SLH T2 433 SLH  
T4 433 SLH  
(led azul)



TX MULTICLONER  
433 MHZ



TX NEWCLONER  
433-868 MHZ



LIGHTER CAR  
433-868 MHZ



TX NEWCLONER  
300-868 MHZ



RX MULTI  
433-868 MHZ

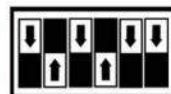
1 2 3 4 5 6 7 8



**CLON/CLONE: SÍ/YES**

1 2 3 4 5 6

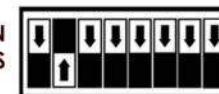
DIPS MODO CLON  
CLONE MODE DIPS



**CLON/CLONE: SÍ/YES**

1 2 3 4 5 6 7 8

DIPS MODO CLON  
CLONE MODE DIPS



**¿NUESTROS MANDOS SON COMPATIBLES CON EL RECEPTOR ORIGINAL?  
ARE OUR REMOTES COMPATIBLE WITH THE ORIGINAL RECEIVER?**

**NO**

**¿ES COMPATIBLE EL RX MULTI CON EL MANDO ORIGINAL?  
IS THE RX MULTI COMPATIBLE WITH THE ORIGINAL REMOTE?**

**SÍ/YES**

**FAAC - 868 MHz**



XT2 868 SLH  
XT4 868 SLH DL2 868 SLH  
DL4 868 SLH T2 868 SLH M  
T4 868 SLH M  
(led azul)



TX MULTICLONER  
433 MHZ



TX NEWCLONER  
433-868 MHZ



LIGHTER CAR  
433-868 MHZ

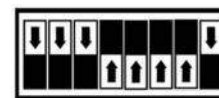


TX NEWCLONER  
300-868 MHZ



RX MULTI  
433-868 MHZ

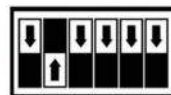
1 2 3 4 5 6 7 8



**CLON/CLONE: SÍ/YES**

1 2 3 4 5 6

DIPS MODO CLON  
CLONE MODE DIPS



**CLON/CLONE: SÍ/YES**

1 2 3 4 5 6 7 8

DIPS MODO CLON  
CLONE MODE DIPS



**¿NUESTROS MANDOS SON COMPATIBLES CON EL RECEPTOR ORIGINAL?  
ARE OUR REMOTES COMPATIBLE WITH THE ORIGINAL RECEIVER?**

**NO**

**¿ES COMPATIBLE EL RX MULTI CON EL MANDO ORIGINAL?  
IS THE RX MULTI COMPATIBLE WITH THE ORIGINAL REMOTE?**

**SÍ/YES**

**MUY PRONTO SEREMOS...  
VERY SOON WE WILL BE...**

**W**  
**WOLF**  
**ELECTRONIC**

**MANDO ORIGINAL  
ORIGINAL REMOTE**

**NUESTROS MANDOS COMPATIBLES  
OUR COMPATIBLE REMOTES**

**COMPATIBILIDAD DEL RECEPTOR  
RECEIVER COMPATIBILITY**

**FORSA - 868.3 MHz**



**TP2 MINI**



**TX MULTICLONER  
433 MHZ**



**TX NEWCLONER  
433-868 MHZ**



**LIGHTER CAR  
433-868 MHZ**

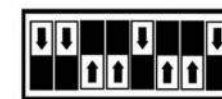


**TX NEWCLONER  
300-868 MHZ**



**RX MULTI  
433-868 MHZ**

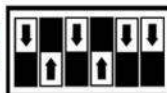
1 2 3 4 5 6 7 8



**CLON/CLONE: SÍ/YES**

1 2 3 4 5 6

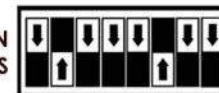
**DIPS MODO CLON  
CLONE MODE DIPS**



**CLON/CLONE: SÍ/YES**

1 2 3 4 5 6 7 8

**DIPS MODO CLON  
CLONE MODE DIPS**



**¿NUESTROS MANDOS SON COMPATIBLES CON EL RECEPTOR ORIGINAL?  
ARE OUR REMOTES COMPATIBLE WITH THE ORIGINAL RECEIVER?**

**?**

**¿ES COMPATIBLE EL RX MULTI CON EL MANDO ORIGINAL?  
IS THE RX MULTI COMPATIBLE WITH THE ORIGINAL REMOTE?**

**SÍ/YES**

**GENIE- 433.92 MHz**



**INTELLICODE 2**



**TX MULTICLONER  
433 MHZ**



**TX NEWCLONER  
433-868 MHZ**



**LIGHTER CAR  
433-868 MHZ**

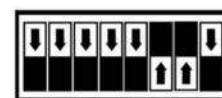


**TX NEWCLONER  
300-868 MHZ**



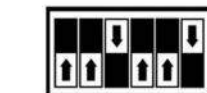
**RX MULTI  
433-868 MHZ**

1 2 3 4 5 6 7 8



**CLON/CLONE: NO**

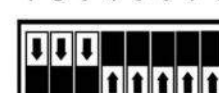
1 2 3 4 5 6



**DIPS ENTRADA DIRECTA  
DIRECT ENTRY DIPS**

**CLON/CLONE: NO**

1 2 3 4 5 6 7 8



**DIPS ENTRADA DIRECTA  
DIRECT ENTRY DIPS**

**¿NUESTROS MANDOS SON COMPATIBLES CON EL RECEPTOR ORIGINAL?  
ARE OUR REMOTES COMPATIBLE WITH THE ORIGINAL RECEIVER?**

**SÍ/YES**

**¿ES COMPATIBLE EL RX MULTI CON EL MANDO ORIGINAL?  
IS THE RX MULTI COMPATIBLE WITH THE ORIGINAL REMOTE?**

**SÍ/YES**

**MUY PRONTO SEREMOS...  
VERY SOON WE WILL BE...**

**W**  
**WOLF**  
**ELECTRONIC**

**MANDO ORIGINAL  
ORIGINAL REMOTE**

**NUESTROS MANDOS COMPATIBLES  
OUR COMPATIBLE REMOTES**

**COMPATIBILIDAD DEL RECEPTOR  
RECEIVER COMPATIBILITY**

**GIBIDI - 433.92 MHz**



**AU 1600 AU1680 DOMIINO**  
**ROLLER 2 ROLLER 4 ROLLER 2M**



**TX MULTICLONER  
433 MHz**



**TX NEWCLONER  
433-868 MHz**



**LIGHTER CAR  
433-868 MHz**

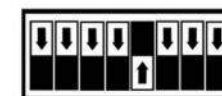


**TX NEWCLONER  
300-868 MHz**



**RX MULTI  
433-868 MHz**

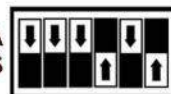
1 2 3 4 5 6 7 8



**CLON/CLONE: NO**

1 2 3 4 5 6

**DIPS ENTRADA DIRECTA  
DIRECT ENTRY DIPS**



**CLON/CLONE: NO**

1 2 3 4 5 6 7 8

**DIPS ENTRADA DIRECTA  
DIRECT ENTRY DIPS**



**¿NUESTROS MANDOS SON COMPATIBLES CON EL RECEPTOR ORIGINAL?  
ARE OUR REMOTES COMPATIBLE WITH THE ORIGINAL RECEIVER?**

**SÍ/YES**

**¿ES COMPATIBLE EL RX MULTI CON EL MANDO ORIGINAL?  
IS THE RX MULTI COMPATIBLE WITH THE ORIGINAL REMOTE?**

**SÍ/YES**

**HÖRMANN - 868 MHz**



**HSM 2 HSM 4 HSE2**



**TX MULTICLONER  
433 MHz**



**TX NEWCLONER  
433-868 MHz**



**LIGHTER CAR  
433-868 MHz**

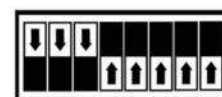


**TX NEWCLONER  
300-868 MHz**



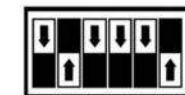
**RX MULTI  
433-868 MHz**

1 2 3 4 5 6 7 8



**CLON/CLONE: SÍ/YES**

1 2 3 4 5 6



**DIPS MODO CLON  
CLONE MODE DIPS**

**CLON/CLONE: SÍ/YES**

1 2 3 4 5 6 7 8



**DIPS MODO CLON  
CLONE MODE DIPS**

**¿NUESTROS MANDOS SON COMPATIBLES CON EL RECEPTOR ORIGINAL?  
ARE OUR REMOTES COMPATIBLE WITH THE ORIGINAL RECEIVER?**

**NO**

**¿ES COMPATIBLE EL RX MULTI CON EL MANDO ORIGINAL?  
IS THE RX MULTI COMPATIBLE WITH THE ORIGINAL REMOTE?**

**SÍ/YES**

MUY PRONTO SEREMOS...  
VERY SOON WE WILL BE...

W  
WOLF  
ELECTRONIC

MANDO ORIGINAL  
ORIGINAL REMOTE

NUESTROS MANDOS COMPATIBLES  
OUR COMPATIBLE REMOTES

COMPATIBILIDAD DEL RECEPTOR  
RECEIVER COMPATIBILITY

JCM - 868.3 MHz



GO



TX MULTICLONER  
433 MHZ



TX NEWCLONER  
433-868 MHZ



LIGHTER CAR  
433-868 MHZ

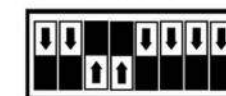


TX NEWCLONER  
300-868 MHZ



RX MULTI  
433-868 MHZ

1 2 3 4 5 6 7 8



**UNDER STUDY**

¿NUESTROS MANDOS SON COMPATIBLES CON EL RECEPTOR ORIGINAL?  
ARE OUR REMOTES COMPATIBLE WITH THE ORIGINAL RECEIVER?

?

¿ES COMPATIBLE EL RX MULTI CON EL MANDO ORIGINAL?  
IS THE RX MULTI COMPATIBLE WITH THE ORIGINAL REMOTE?

SÍ/YES

JCM- 868.3 MHz



TECH



TX MULTICLONER  
433 MHZ



TX NEWCLONER  
433-868 MHZ



LIGHTER CAR  
433-868 MHZ

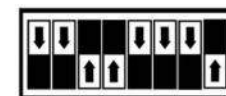


TX NEWCLONER  
300-868 MHZ



RX MULTI  
433-868 MHZ

1 2 3 4 5 6 7 8



**UNDER STUDY**

¿NUESTROS MANDOS SON COMPATIBLES CON EL RECEPTOR ORIGINAL?  
ARE OUR REMOTES COMPATIBLE WITH THE ORIGINAL RECEIVER?

?

¿ES COMPATIBLE EL RX MULTI CON EL MANDO ORIGINAL?  
IS THE RX MULTI COMPATIBLE WITH THE ORIGINAL REMOTE?

SÍ/YES



**MUY PRONTO SEREMOS...  
VERY SOON WE WILL BE...**

**W**  
**WOLF**  
**ELECTRONIC**

**MANDO ORIGINAL  
ORIGINAL REMOTE**

**NUESTROS MANDOS COMPATIBLES  
OUR COMPATIBLE REMOTES**

**COMPATIBILIDAD DEL RECEPTOR  
RECEIVER COMPATIBILITY**

**KEY - 433.92 MHz**  
( Y COMPATIBLES/AND COMPATIBLE ONES)



**TXB 42  
TXG 44**



**TX MULTICLONER  
433 MHz**



**TX NEWCLONER  
433-868 MHz**



**LIGHTER CAR  
433-868 MHz**



**TX NEWCLONER  
300-868 MHz**



**RX MULTI  
433-868 MHz**

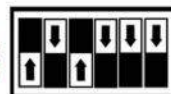
1 2 3 4 5 6 7 8



**CLON/CLONE: NO**

1 2 3 4 5 6

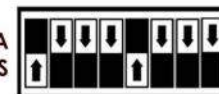
**DIPS ENTRADA DIRECTA  
DIRECT ENTRY DIPS**



**CLON/CLONE: NO**

1 2 3 4 5 6 7 8

**DIPS ENTRADA DIRECTA  
DIRECT ENTRY DIPS**



**¿NUESTROS MANDOS SON COMPATIBLES CON EL RECEPTOR ORIGINAL?  
ARE OUR REMOTES COMPATIBLE WITH THE ORIGINAL RECEIVER?**

**SÍ/YES**

**¿ES COMPATIBLE EL RX MULTI CON EL MANDO ORIGINAL?  
IS THE RX MULTI COMPATIBLE WITH THE ORIGINAL REMOTE?**

**SÍ/YES**

**KING GATES - 433.92 MHz**



**MYO 4C**



**STYLO 4**



**TX MULTICLONER  
433 MHz**



**TX NEWCLONER  
433-868 MHz**



**LIGHTER CAR  
433-868 MHz**

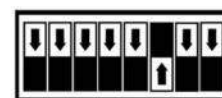


**TX NEWCLONER  
300-868 MHz**



**RX MULTI  
433-868 MHz**

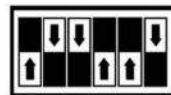
1 2 3 4 5 6 7 8



**CLON/CLONE: NO**

1 2 3 4 5 6

**DIPS ENTRADA DIRECTA  
DIRECT ENTRY DIPS**



**CLON/CLONE: NO**

1 2 3 4 5 6 7 8

**DIPS ENTRADA DIRECTA  
DIRECT ENTRY DIPS**



**¿NUESTROS MANDOS SON COMPATIBLES CON EL RECEPTOR ORIGINAL?  
ARE OUR REMOTES COMPATIBLE WITH THE ORIGINAL RECEIVER?**

**SÍ/YES**

**¿ES COMPATIBLE EL RX MULTI CON EL MANDO ORIGINAL?  
IS THE RX MULTI COMPATIBLE WITH THE ORIGINAL REMOTE?**

**SÍ/YES**

**MUY PRONTO SEREMOS...  
VERY SOON WE WILL BE...**

**W**  
**WOLF**  
**ELECTRONIC**

**MANDO ORIGINAL  
ORIGINAL REMOTE**

**NUESTROS MANDOS COMPATIBLES  
OUR COMPATIBLE REMOTES**

**COMPATIBILIDAD DEL RECEPTOR  
RECEIVER COMPATIBILITY**

**LIFTMASTER - 433.92 MHz**



94335 E  
94335 EML 94334 E  
94333 E 94330 E



**TX MULTICLONER  
433 MHz**



**TX NEWCLONER  
433-868 MHz**



**LIGHTER CAR  
433-868 MHz**



**TX NEWCLONER  
300-868 MHz**



**RX MULTI  
433-868 MHz**

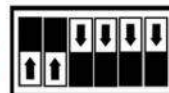
1 2 3 4 5 6 7 8



**CLON/CLONE: NO**

1 2 3 4 5 6

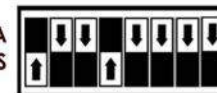
**DIPS ENTRADA DIRECTA  
DIRECT ENTRY DIPS**



**CLON/CLONE: NO**

1 2 3 4 5 6 7 8

**DIPS ENTRADA DIRECTA  
DIRECT ENTRY DIPS**



**¿NUESTROS MANDOS SON COMPATIBLES CON EL RECEPTOR ORIGINAL?  
ARE OUR REMOTES COMPATIBLE WITH THE ORIGINAL RECEIVER?**

**SÍ/YES**

**¿ES COMPATIBLE EL RX MULTI CON EL MANDO ORIGINAL?  
IS THE RX MULTI COMPATIBLE WITH THE ORIGINAL REMOTE?**

**SÍ/YES**

**LIFTMASTER - 433.92 MHz**



**BILLION CODE**



**TX MULTICLONER  
433 MHz**



**TX NEWCLONER  
433-868 MHz**



**LIGHTER CAR  
433-868 MHz**

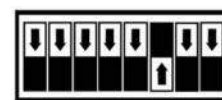


**TX NEWCLONER  
300-868 MHz**



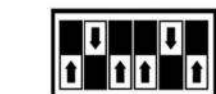
**RX MULTI  
433-868 MHz**

1 2 3 4 5 6 7 8



**CLON/CLONE: NO**

1 2 3 4 5 6



**DIPS ENTRADA DIRECTA  
DIRECT ENTRY DIPS**

**CLON/CLONE: SÍ/YES**

1 2 3 4 5 6 7 8



**DIPS MODO CLON  
CLONE MODE DIPS**

**¿NUESTROS MANDOS SON COMPATIBLES CON EL RECEPTOR ORIGINAL?  
ARE OUR REMOTES COMPATIBLE WITH THE ORIGINAL RECEIVER?**

**SÍ/YES**

**¿ES COMPATIBLE EL RX MULTI CON EL MANDO ORIGINAL?  
IS THE RX MULTI COMPATIBLE WITH THE ORIGINAL REMOTE?**

**SÍ/YES**

**MUY PRONTO SEREMOS...  
VERY SOON WE WILL BE...**

**W**  
**WOLF**  
**ELECTRONIC**

**MANDO ORIGINAL  
ORIGINAL REMOTE**

**NUESTROS MANDOS COMPATIBLES  
OUR COMPATIBLE REMOTES**

**COMPATIBILIDAD DEL RECEPTOR  
RECEIVER COMPATIBILITY**

**LIFTMASTER - 433.92 MHz**



**CHAMBERLAIN MOTORLIFT 700**    **LOBAS RAYNOR ORION**



**TX MULTICLONER  
433 MHz**



**TX NEWCLONER  
433-868 MHz**



**LIGHTER CAR  
433-868 MHz**



**TX NEWCLONER  
300-868 MHz**

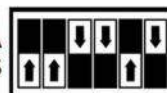


**RX MULTI  
433-868 MHz**

**CLON/CLONE: NO**

1 2 3 4 5 6

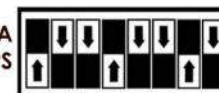
**DIPS ENTRADA DIRECTA  
DIRECT ENTRY DIPS**



**CLON/CLONE: NO**

1 2 3 4 5 6 7 8

**DIPS ENTRADA DIRECTA  
DIRECT ENTRY DIPS**



1 2 3 4 5 6 7 8



**¿NUESTROS MANDOS SON COMPATIBLES CON EL RECEPTOR ORIGINAL?  
ARE OUR REMOTES COMPATIBLE WITH THE ORIGINAL RECEIVER?**

**SÍ/YES**

**¿ES COMPATIBLE EL RX MULTI CON EL MANDO ORIGINAL?  
IS THE RX MULTI COMPATIBLE WITH THE ORIGINAL REMOTE?**

**SÍ/YES**

**MARANTEC - 433.92 MHz**



**D302 433 D313 433 D304 433  
D306 433  
D211 433 D212 433 D214 433  
D221 433 D222 433 D224 433  
D321 433**



**TX MULTICLONER  
433 MHz**



**TX NEWCLONER  
433-868 MHz**



**LIGHTER CAR  
433-868 MHz**



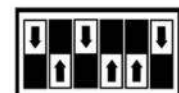
**TX NEWCLONER  
300-868 MHz**



**RX MULTI  
433-868 MHz**

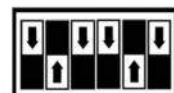
**CLON/CLONE: SÍ/YES**

1 2 3 4 5 6



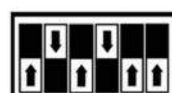
**DIPS MODO CLON  
CLONE MODE DIPS  
MULTICLONER &  
LIGHTER CAR**

1 2 3 4 5 6



**DIPS MODO CLON  
CLONE MODE DIPS  
TX NEWCLONER**

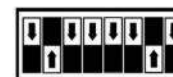
1 2 3 4 5 6




**DIPS ENTRADA DIRECTA  
DIRECT ENTRY DIPS**

**CLON/CLONE: SÍ/YES**

1 2 3 4 5 6 7 8



**DIPS MODO CLON/CLONE MODE DIPS**



**DIPS ENTRADA DIRECTA/DIRECT ENTRY DIPS**

1 2 3 4 5 6 7 8



**¿NUESTROS MANDOS SON COMPATIBLES CON EL RECEPTOR ORIGINAL?  
ARE OUR REMOTES COMPATIBLE WITH THE ORIGINAL RECEIVER?**

**NO**

**¿ES COMPATIBLE EL RX MULTI CON EL MANDO ORIGINAL?  
IS THE RX MULTI COMPATIBLE WITH THE ORIGINAL REMOTE?**

**SÍ/YES**

MUY PRONTO SEREMOS...  
VERY SOON WE WILL BE...

W  
WOLF  
ELECTRONIC

MANDO ORIGINAL  
ORIGINAL REMOTE

NUESTROS MANDOS COMPATIBLES  
OUR COMPATIBLE REMOTES

COMPATIBILIDAD DEL RECEPTOR  
RECEIVER COMPATIBILITY

MARANTEC - 868



D302 868 D313 868 D304 868  
D321 868



TX MULTICLONER  
433 MHZ



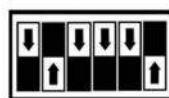
TX NEWCLONER  
433-868 MHZ



LIGHTER CAR  
433-868 MHZ

CLON/CLONE: SÍ/YES

1 2 3 4 5 6



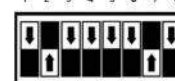
DIPS MODO CLON  
CLONE MODE DIPS



TX NEWCLONER  
300-868 MHZ

CLON/CLONE: SÍ/YES

1 2 3 4 5 6 7 8

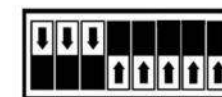


DIPS MODO CLON  
CLONE MODE DIPS



RX MULTI  
433-868 MHZ

1 2 3 4 5 6 7 8



¿NUESTROS MANDOS SON COMPATIBLES CON EL RECEPTOR ORIGINAL?  
ARE OUR REMOTES COMPATIBLE WITH THE ORIGINAL RECEIVER?

NO

¿ES COMPATIBLE EL RX MULTI CON EL MANDO ORIGINAL?  
IS THE RX MULTI COMPATIBLE WITH THE ORIGINAL REMOTE?

SÍ/YES

MCT - 433.92 MHz



3 LINEAR



TX MULTICLONER  
433 MHZ



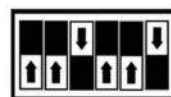
TX NEWCLONER  
433-868 MHZ



LIGHTER CAR  
433-868 MHZ

CLON/CLONE: NO

1 2 3 4 5 6



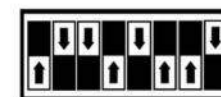
DIPS ENTRADA DIRECTA  
DIRECT ENTRY DIPS



TX NEWCLONER  
300-868 MHZ

CLON/CLONE: NO

1 2 3 4 5 6 7 8

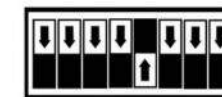


DIPS ENTRADA DIRECTA  
DIRECT ENTRY DIPS



RX MULTI  
433-868 MHZ

1 2 3 4 5 6 7 8



¿NUESTROS MANDOS SON COMPATIBLES CON EL RECEPTOR ORIGINAL?  
ARE OUR REMOTES COMPATIBLE WITH THE ORIGINAL RECEIVER?

NO

¿ES COMPATIBLE EL RX MULTI CON EL MANDO ORIGINAL?  
IS THE RX MULTI COMPATIBLE WITH THE ORIGINAL REMOTE?

SÍ/YES

MUY PRONTO SEREMOS...  
VERY SOON WE WILL BE...

W  
WOLF  
ELECTRONIC

MANDO ORIGINAL  
ORIGINAL REMOTE

NUESTROS MANDOS COMPATIBLES  
OUR COMPATIBLE REMOTES

COMPATIBILIDAD DEL RECEPTOR  
RECEIVER COMPATIBILITY

MOTORLINE - 433.92 MHz



MX4SP



TX MULTICLONER  
433 MHz



TX NEWCLONER  
433-868 MHz



LIGHTER CAR  
433-868 MHz



TX NEWCLONER  
300-868 MHz



RX MULTI  
433-868 MHz

1 2 3 4 5 6 7 8



**UNDER STUDY**

¿NUESTROS MANDOS SON COMPATIBLES CON EL RECEPTOR ORIGINAL?  
ARE OUR REMOTES COMPATIBLE WITH THE ORIGINAL RECEIVER?

**NO**

¿ES COMPATIBLE EL RX MULTI CON EL MANDO ORIGINAL?  
IS THE RX MULTI COMPATIBLE WITH THE ORIGINAL REMOTE?

**SÍ/YES**

MAP- 868.3 MHz



TX MULTICLONER  
433 MHz



TX NEWCLONER  
433-868 MHz



LIGHTER CAR  
433-868 MHz

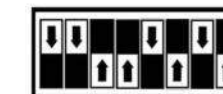


TX NEWCLONER  
300-868 MHz



RX MULTI  
433-868 MHz

1 2 3 4 5 6 7 8



**UNDER STUDY**

¿NUESTROS MANDOS SON COMPATIBLES CON EL RECEPTOR ORIGINAL?  
ARE OUR REMOTES COMPATIBLE WITH THE ORIGINAL RECEIVER?

**?**

¿ES COMPATIBLE EL RX MULTI CON EL MANDO ORIGINAL?  
IS THE RX MULTI COMPATIBLE WITH THE ORIGINAL REMOTE?

**SÍ/YES**

**MUY PRONTO SEREMOS...  
VERY SOON WE WILL BE...**

**W**  
**WOLF**  
**ELECTRONIC**

**MANDO ORIGINAL  
ORIGINAL REMOTE**

**NUESTROS MANDOS COMPATIBLES  
OUR COMPATIBLE REMOTES**

**COMPATIBILIDAD DEL RECEPTOR  
RECEIVER COMPATIBILITY**

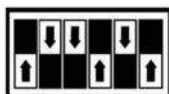
**NICE - 433.92 MHz**



FLO2R/S FLO4R/S  
FLO1R FLO1RE FLO2RE FLO4RE  
VERY VR ON1 ON2 ON4 ON1E  
ON2E ON4E INTI2



**CLON/CLONE: NO**  
1 2 3 4 5 6



**DIPS ENTRADA DIRECTA  
DIRECT ENTRY DIPS**



**TX NEWCLONER  
300-868 MHz**

**CLON/CLONE: NO**  
1 2 3 4 5 6 7 8



**DIPS ENTRADA DIRECTA  
DIRECT ENTRY DIPS**



**RX MULTI  
433-868 MHz**

1 2 3 4 5 6 7 8



**NICE - 433.92 MHz**



**SMILO SM2**

**SMILO SM4**



**CLON/CLONE: NO**  
1 2 3 4 5 6



**DIPS ENTRADA DIRECTA  
DIRECT ENTRY DIPS**



**TX NEWCLONER  
300-868 MHz**

**CLON/CLONE: NO**  
1 2 3 4 5 6 7 8

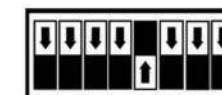


**DIPS ENTRADA DIRECTA  
DIRECT ENTRY DIPS**



**RX MULTI  
433-868 MHz**

1 2 3 4 5 6 7 8



**¿NUESTROS MANDOS SON COMPATIBLES CON EL RECEPTOR ORIGINAL?  
ARE OUR REMOTES COMPATIBLE WITH THE ORIGINAL RECEIVER?**

**SÍ/YES**

**¿ES COMPATIBLE EL RX MULTI CON EL MANDO ORIGINAL?  
IS THE RX MULTI COMPATIBLE WITH THE ORIGINAL REMOTE?**

**SÍ/YES**

MUY PRONTO SEREMOS...  
VERY SOON WE WILL BE...

W  
WOLF  
ELECTRONIC

MANDO ORIGINAL  
ORIGINAL REMOTE

NUESTROS MANDOS COMPATIBLES  
OUR COMPATIBLE REMOTES

COMPATIBILIDAD DEL RECEPTOR  
RECEIVER COMPATIBILITY

NORTON- 433.92 MHz



NOR20



TX MULTICLONER  
433 MHz



TX NEWCLONER  
433-868 MHz



LIGHTER CAR  
433-868 MHz

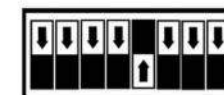


TX NEWCLONER  
300-868 MHz



RX MULTI  
433-868 MHz

1 2 3 4 5 6 7 8



**UNDER STUDY**

¿NUESTROS MANDOS SON COMPATIBLES CON EL RECEPTOR ORIGINAL?  
ARE OUR REMOTES COMPATIBLE WITH THE ORIGINAL RECEIVER?

NO

¿ES COMPATIBLE EL RX MULTI CON EL MANDO ORIGINAL?  
IS THE RX MULTI COMPATIBLE WITH THE ORIGINAL REMOTE?

SÍ/YES

NOVOFERM/NOVOTRON  
TORMATIC - 433.92 MHz



NOVOTRON 502 MAX 43-2



TX MULTICLONER  
433 MHz



TX NEWCLONER  
433-868 MHz

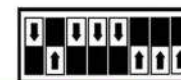


LIGHTER CAR  
433-868 MHz



TX NEWCLONER  
300-868 MHz  
CLON/CLONE: SÍ/YES

1 2 3 4 5 6 7 8



DIPS MODO CLON/CLONE MODE DIPS

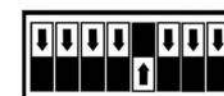


DIPS ENTRADA DIRECTA/DIRECT ENTRY DIPS



RX MULTI  
433-868 MHz

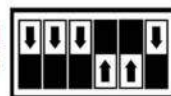
1 2 3 4 5 6 7 8



CLON/CLONE: SÍ/YES

1 2 3 4 5 6

DIPS MODO CLON  
CLONE MODE DIPS



¿NUESTROS MANDOS SON COMPATIBLES CON EL RECEPTOR ORIGINAL?  
ARE OUR REMOTES COMPATIBLE WITH THE ORIGINAL RECEIVER?

NO

¿ES COMPATIBLE EL RX MULTI CON EL MANDO ORIGINAL?  
IS THE RX MULTI COMPATIBLE WITH THE ORIGINAL REMOTE?

SÍ/YES

**MUY PRONTO SEREMOS...  
VERY SOON WE WILL BE...**

**W**  
**WOLF**  
**ELECTRONIC**

**MANDO ORIGINAL  
ORIGINAL REMOTE**

**NUESTROS MANDOS COMPATIBLES  
OUR COMPATIBLE REMOTES**

**COMPATIBILIDAD DEL RECEPTOR  
RECEIVER COMPATIBILITY**

**PRASTEL - 433.92 MHz**

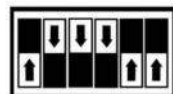


SLIM2/4 MT2E MT4E BFOR  
MPSTF4E RE MPSTL2E MPSTL4E



**CLON/CLONE: NO**

1 2 3 4 5 6



**DIPS ENTRADA DIRECTA/DIRECT ENTRY DIPS**

**CLON/CLONE: NO**

1 2 3 4 5 6 7 8

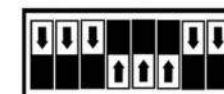


**DIPS ENTRADA DIRECTA/DIRECT ENTRY DIPS**



**RX MULTI  
433-868 MHz**

1 2 3 4 5 6 7 8



**¿NUESTROS MANDOS SON COMPATIBLES CON EL RECEPTOR ORIGINAL?  
ARE OUR REMOTES COMPATIBLE WITH THE ORIGINAL RECEIVER?**

**SÍ/YES**

**¿ES COMPATIBLE EL RX MULTI CON EL MANDO ORIGINAL?  
IS THE RX MULTI COMPATIBLE WITH THE ORIGINAL REMOTE?**

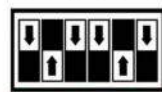
**SÍ/YES**

**PROTECO - 433.92 MHz**

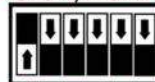


**CLON/CLONE: SÍ/YES**

1 2 3 4 5 6



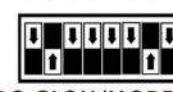
**DIPS MODO CLON/MODE CLONE DIPS**




**DIPS ENTRADA DIRECTA/DIRECT ENTRY DIPS**

**CLON/CLONE: SÍ/YES**

1 2 3 4 5 6 7 8



**DIPS MODO CLON/MODE CLONE DIPS**



**DIPS ENTRADA DIRECTA/DIRECT ENTRY DIPS**



**RX MULTI  
433-868 MHz**

1 2 3 4 5 6 7 8



**¿NUESTROS MANDOS SON COMPATIBLES CON EL RECEPTOR ORIGINAL?  
ARE OUR REMOTES COMPATIBLE WITH THE ORIGINAL RECEIVER?**

**SÍ/YES**

**¿ES COMPATIBLE EL RX MULTI CON EL MANDO ORIGINAL?  
IS THE RX MULTI COMPATIBLE WITH THE ORIGINAL REMOTE?**

**SÍ/YES**



**MUY PRONTO SEREMOS...  
VERY SOON WE WILL BE...**

**W**  
**WOLF**  
**ELECTRONIC**

**MANDO ORIGINAL  
ORIGINAL REMOTE**

**NUESTROS MANDOS COMPATIBLES  
OUR COMPATIBLE REMOTES**

**COMPATIBILIDAD DEL RECEPTOR  
RECEIVER COMPATIBILITY**

**PUJOL - 433.92 MHz**



**VARIO 1 OCEAN VARIO 3 OCEAN**



**TX MULTICLONER  
433 MHz**



**TX NEWCLONER  
433-868 MHz**



**LIGHTER CAR  
433-868 MHz**

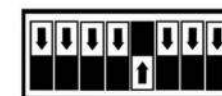


**TX NEWCLONER  
300-868 MHz**



**RX MULTI  
433-868 MHz**

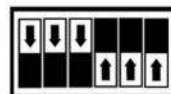
1 2 3 4 5 6 7 8



**CLON/CLONE: NO**

1 2 3 4 5 6

**DIPS ENTRADA DIRECTA  
DIRECT ENTRY DIPS**



**CLON/CLONE: NO**

1 2 3 4 5 6 7 8

**DIPS ENTRADA DIRECTA  
DIRECT ENTRY DIPS**



**¿NUESTROS MANDOS SON COMPATIBLES CON EL RECEPTOR ORIGINAL?  
ARE OUR REMOTES COMPATIBLE WITH THE ORIGINAL RECEIVER?**

**SÍ/YES**

**¿ES COMPATIBLE EL RX MULTI CON EL MANDO ORIGINAL?  
IS THE RX MULTI COMPATIBLE WITH THE ORIGINAL REMOTE?**

**SÍ/YES**

**ROPER - 868.3 MHz**



**TX MULTICLONER  
433 MHz**



**TX NEWCLONER  
433-868 MHz**



**LIGHTER CAR  
433-868 MHz**

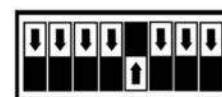


**TX NEWCLONER  
300-868 MHz**



**RX MULTI  
433-868 MHz**

1 2 3 4 5 6 7 8



**UNDER STUDY**

**¿NUESTROS MANDOS SON COMPATIBLES CON EL RECEPTOR ORIGINAL?  
ARE OUR REMOTES COMPATIBLE WITH THE ORIGINAL RECEIVER?**

**?**

**¿ES COMPATIBLE EL RX MULTI CON EL MANDO ORIGINAL?  
IS THE RX MULTI COMPATIBLE WITH THE ORIGINAL REMOTE?**

**SÍ/YES**

MUY PRONTO SEREMOS...  
VERY SOON WE WILL BE...

W  
WOLF  
ELECTRONIC

MANDO ORIGINAL  
ORIGINAL REMOTE

NUESTROS MANDOS COMPATIBLES  
OUR COMPATIBLE REMOTES

COMPATIBILIDAD DEL RECEPTOR  
RECEIVER COMPATIBILITY

ROGER - 433.92 MHz



TX12



TX14



TX22



M80

TX 102 TX 104 TX44R H80



TX MULTICLONER  
433 MHz



TX NEWCLONER  
433-868 MHz



LIGHTER CAR  
433-868 MHz



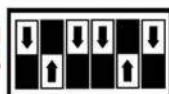
TX NEWCLONER  
300-868 MHz



RX MULTI  
433-868 MHz

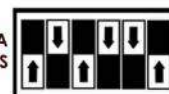
CLON/CLONE: SÍ/YES

1 2 3 4 5 6



DIPS MODO CLON  
CLONE MODE DIPS

1 2 3 4 5 6



DIPS ENTRADA DIRECTA  
DIRECT ENTRY DIPS

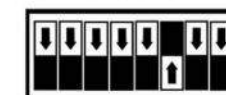
CLON/CLONE: SÍ/YES

1 2 3 4 5 6 7 8



DIPS MODO CLON/CLONE MODE DIPS

1 2 3 4 5 6 7 8



¿NUESTROS MANDOS SON COMPATIBLES CON EL RECEPTOR ORIGINAL?  
ARE OUR REMOTES COMPATIBLE WITH THE ORIGINAL RECEIVER?

SÍ/YES

¿ES COMPATIBLE EL RX MULTI CON EL MANDO ORIGINAL?  
IS THE RX MULTI COMPATIBLE WITH THE ORIGINAL REMOTE?

SÍ/YES

ROLLTORE - 433.92 MHz



MPSTF2E



TX MULTICLONER  
433 MHz



TX NEWCLONER  
433-868 MHz



LIGHTER CAR  
433-868 MHz



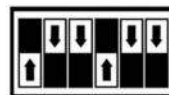
TX NEWCLONER  
300-868 MHz



RX MULTI  
433-868 MHz

CLON/CLONE: NO

1 2 3 4 5 6



DIPS ENTRADA DIRECTA  
DIRECT ENTRY DIPS

CLON/CLONE: NO

1 2 3 4 5 6 7 8



DIPS ENTRADA DIRECTA  
DIRECT ENTRY DIPS

¿NUESTROS MANDOS SON COMPATIBLES CON EL RECEPTOR ORIGINAL?  
ARE OUR REMOTES COMPATIBLE WITH THE ORIGINAL RECEIVER?

SÍ/YES

¿ES COMPATIBLE EL RX MULTI CON EL MANDO ORIGINAL?  
IS THE RX MULTI COMPATIBLE WITH THE ORIGINAL REMOTE?

NO

MUY PRONTO SEREMOS...  
VERY SOON WE WILL BE...

W  
WOLF  
ELECTRONIC

MANDO ORIGINAL  
ORIGINAL REMOTE

NUESTROS MANDOS COMPATIBLES  
OUR COMPATIBLE REMOTES

COMPATIBILIDAD DEL RECEPTOR  
RECEIVER COMPATIBILITY

SOMFY - 433.92 MHz



KEYTIS NS2RTS  
KEYTIS 2RTS/4RTS NS4RTS KEYGO



TX MULTICLONER  
433 MHZ



TX NEWCLONER  
433-868 MHZ



LIGHTER CAR  
433-868 MHZ



TX NEWCLONER  
300-868 MHZ

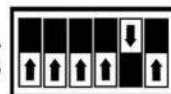


RX MULTI  
433-868 MHZ

CLON/CLONE: NO

1 2 3 4 5 6

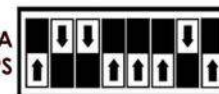
DIPS ENTRADA DIRECTA  
DIRECT ENTRY DIPS



CLON/CLONE: NO

1 2 3 4 5 6 7 8

DIPS ENTRADA DIRECTA  
DIRECT ENTRY DIPS



¿NUESTROS MANDOS SON COMPATIBLES CON EL RECEPTOR ORIGINAL?  
ARE OUR REMOTES COMPATIBLE WITH THE ORIGINAL RECEIVER?

SÍ/YES

¿ES COMPATIBLE EL RX MULTI CON EL MANDO ORIGINAL?  
IS THE RX MULTI COMPATIBLE WITH THE ORIGINAL REMOTE?

NO

SOMMER - 433.92 MHz



TX03 433



4022



TX MULTICLONER  
433 MHZ



TX NEWCLONER  
433-868 MHZ



LIGHTER CAR  
433-868 MHZ



TX NEWCLONER  
300-868 MHZ

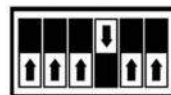


RX MULTI  
433-868 MHZ

CLON/CLONE: NO

1 2 3 4 5 6

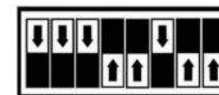
DIPS ENTRADA DIRECTA  
DIRECT ENTRY DIPS



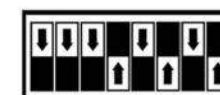
CLON/CLONE: NO

1 2 3 4 5 6 7 8

DIPS ENTRADA DIRECTA  
DIRECT ENTRY DIPS



1 2 3 4 5 6 7 8



¿NUESTROS MANDOS SON COMPATIBLES CON EL RECEPTOR ORIGINAL?  
ARE OUR REMOTES COMPATIBLE WITH THE ORIGINAL RECEIVER?

SÍ/YES

¿ES COMPATIBLE EL RX MULTI CON EL MANDO ORIGINAL?  
IS THE RX MULTI COMPATIBLE WITH THE ORIGINAL REMOTE?

SÍ/YES

**MUY PRONTO SEREMOS...  
VERY SOON WE WILL BE...**

**W**  
**WOLF**  
**ELECTRONIC**

**MANDO ORIGINAL  
ORIGINAL REMOTE**

**NUESTROS MANDOS COMPATIBLES  
OUR COMPATIBLE REMOTES**

**COMPATIBILIDAD DEL RECEPTOR  
RECEIVER COMPATIBILITY**

**SOMMER - 868 MHz**



4020  
TX02 868 2

4026  
4031



**TX MULTICLONER  
433 MHz**



**TX NEWCLONER  
433-868 MHz**



**LIGHTER CAR  
433-868 MHz**

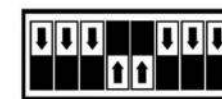


**TX NEWCLONER  
300-868 MHz**



**RX MULTI  
433-868 MHz**

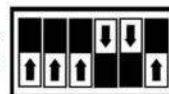
1 2 3 4 5 6 7 8



**CLON/CLONE: NO**

1 2 3 4 5 6

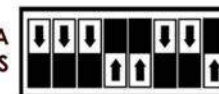
**DIPS ENTRADA DIRECTA  
DIRECT ENTRY DIPS**



**CLON/CLONE: NO**

1 2 3 4 5 6 7 8

**DIPS ENTRADA DIRECTA  
DIRECT ENTRY DIPS**



**¿NUESTROS MANDOS SON COMPATIBLES CON EL RECEPTOR ORIGINAL?  
ARE OUR REMOTES COMPATIBLE WITH THE ORIGINAL RECEIVER?**

**SÍ/YES**

**¿ES COMPATIBLE EL RX MULTI CON EL MANDO ORIGINAL?  
IS THE RX MULTI COMPATIBLE WITH THE ORIGINAL REMOTE?**

**SÍ/YES**

**TELCOMA - 433.92 MHz**



EDGE 2/4  
SLIM2/4  
TANGO 2/4/2N



**TX MULTICLONER  
433 MHz**



**TX NEWCLONER  
433-868 MHz**



**LIGHTER CAR  
433-868 MHz**

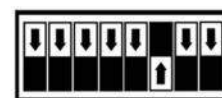


**TX NEWCLONER  
300-868 MHz**



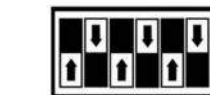
**RX MULTI  
433-868 MHz**

1 2 3 4 5 6 7 8



**CLON/CLONE: NO**

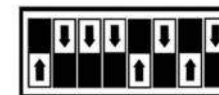
1 2 3 4 5 6



**DIPS ENTRADA DIRECTA  
DIRECT ENTRY DIPS**

**CLON/CLONE: NO**

1 2 3 4 5 6 7 8



**DIPS ENTRADA DIRECTA  
DIRECT ENTRY DIPS**

**¿NUESTROS MANDOS SON COMPATIBLES CON EL RECEPTOR ORIGINAL?  
ARE OUR REMOTES COMPATIBLE WITH THE ORIGINAL RECEIVER?**

**SÍ/YES**

**¿ES COMPATIBLE EL RX MULTI CON EL MANDO ORIGINAL?  
IS THE RX MULTI COMPATIBLE WITH THE ORIGINAL REMOTE?**

**SÍ/YES**

MUY PRONTO SEREMOS...  
VERY SOON WE WILL BE...

W  
WOLF  
ELECTRONIC

MANDO ORIGINAL  
ORIGINAL REMOTE

NUESTROS MANDOS COMPATIBLES  
OUR COMPATIBLE REMOTES

COMPATIBILIDAD DEL RECEPTOR  
RECEIVER COMPATIBILITY

TELECO - 433 MHz



TXR 433 A01 TXR 433 A02  
TXR 433 A04



TX MULTICLONER  
433 MHZ



TX NEWCLONER  
433-868 MHZ



LIGHTER CAR  
433-868 MHZ

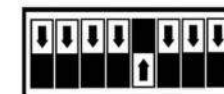


TX NEWCLONER  
300-868 MHZ



RX MULTI  
433-868 MHZ

1 2 3 4 5 6 7 8



**UNDER STUDY**

¿NUESTROS MANDOS SON COMPATIBLES CON EL RECEPTOR ORIGINAL?  
ARE OUR REMOTES COMPATIBLE WITH THE ORIGINAL RECEIVER?

?

¿ES COMPATIBLE EL RX MULTI CON EL MANDO ORIGINAL?  
IS THE RX MULTI COMPATIBLE WITH THE ORIGINAL REMOTE?

**SÍ/YES**

V2 - 433.92



PHOENIX  
HANDY2 HANDY4 TRC4  
TXC2 TXC4 TSC4



TX MULTICLONER  
433 MHZ



TX NEWCLONER  
433-868 MHZ



LIGHTER CAR  
433-868 MHZ



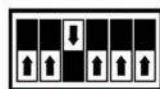
TX NEWCLONER  
300-868 MHZ



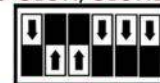
RX MULTI  
433-868 MHZ

CLON/CLONE: **SÍ/YES**

1 2 3 4 5 6



DIPS MODO CLON/CLONE MODE DIPS



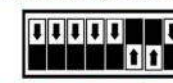
DIPS ENTRADA DIRECTA/DIRECT ENTRY DIPS

CLON/CLONE: **SÍ/YES**

1 2 3 4 5 6 7 8

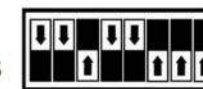


DIPS MODO CLON/CLONE MODE DIPS



DIPS ENTRADA DIRECTA/DIRECT ENTRY DIPS

1 2 3 4 5 6 7 8



¿NUESTROS MANDOS SON COMPATIBLES CON EL RECEPTOR ORIGINAL?  
ARE OUR REMOTES COMPATIBLE WITH THE ORIGINAL RECEIVER?

**SÍ/YES**

¿ES COMPATIBLE EL RX MULTI CON EL MANDO ORIGINAL?  
IS THE RX MULTI COMPATIBLE WITH THE ORIGINAL REMOTE?

**SÍ/YES**

MUY PRONTO SEREMOS...  
VERY SOON WE WILL BE...

W  
WOLF  
ELECTRONIC

MANDO ORIGINAL  
ORIGINAL REMOTE

NUESTROS MANDOS COMPATIBLES  
OUR COMPATIBLE REMOTES

COMPATIBILIDAD DEL RECEPTOR  
RECEIVER COMPATIBILITY

V2 - 868 MHz



TX MULTICLONER  
433 MHZ



TX NEWCLONER  
433-868 MHZ



LIGHTER CAR  
433-868 MHZ



TX NEWCLONER  
300-868 MHZ

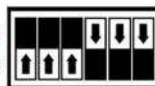


RX MULTI  
433-868 MHZ

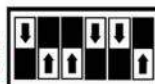
CLON/CLONE: SÍ/YES

1 2 3 4 5 6

DIPS MODO CLON  
CLONE MODE DIPS



DIPS ENTRADA DIRECTA  
DIRECT ENTRY DIPS



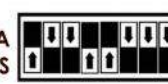
CLON/CLONE: SÍ/YES

1 2 3 4 5 6 7 8

DIPS MODO CLON  
CLONE MODE DIPS



DIPS ENTRADA DIRECTA  
DIRECT ENTRY DIPS



1 2 3 4 5 6 7 8



¿NUESTROS MANDOS SON COMPATIBLES CON EL RECEPTOR ORIGINAL?  
ARE OUR REMOTES COMPATIBLE WITH THE ORIGINAL RECEIVER?

SÍ/YES

¿ES COMPATIBLE EL RX MULTI CON EL MANDO ORIGINAL?  
IS THE RX MULTI COMPATIBLE WITH THE ORIGINAL REMOTE?

SÍ/YES