

eLdrim

eL3V5Q

Single channel radio
receiver operating at a
433,92MHz and compatible
with KEELOQ protocol.

User's Manual



eL3V5Q

SOFTWARE

MARKING	NOTES
2.1.0 3:7.0.1/1.0.0	eL3V5Q

Introduction

Thank you for buying single channel radio receiver eL3V5Q. We hope you'll enjoy it. We make efforts to provide high quality and high reliability products.

Caution:

- Single channel receiver eL3V5Q cooperates with eLdrim's transmitters operating at a 433,92MHz frequency and compatible with Keeloq protocol (Basic Pulse Element 400µs).
- In case of any problems contact with the seller or the distributor.

Declaration of conformity:

Declarations of conformity and actual user's manuals for PPHU „eLdrim” Janusz Janowski products are available on the website:

<http://www.eldrim.pl>

Contact:

PPHU „eLdrim” Janusz Janowski

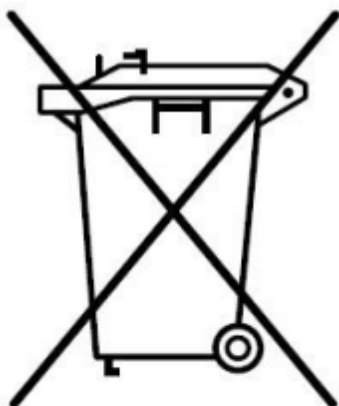
Ul. Franciszkańska 3

33-300 Nowy Sącz

tel. 018 4490840 tel/fax. 018 4490848

Precautions.

- The device should be stored and mounted in a dry place and away from children.
- The device should be installed in accordance with all applicable electrical engineering regulations.
- The device may only be installed and connected by qualified and properly trained personnel.



This symbol on the product or on its packaging indicates that this product must not be disposed of with your other household waste. Instead, it is your responsibility to dispose of your waste equipment by handing it over to a designated collection point for the recycling of waste electrical and electronic equipment. The separate collection and recycling of your waste equipment at the time of disposal will help to conserve natural resources and ensure that it is recycled in a manner that protects human health and the environment. For more information about where you can drop off your waste equipment for recycling, please contact your local city office, your household waste disposal service or the shop where you purchased the product.

Advantages of Single-Channel radio receiver eL3V5Q:

- High security Keeloq protocol (Basic Pulse Element 400µs).
- Memory up to 64 remotes.
- Adjustable output activation time in monostable mode.
- Easy configuration procedure.
- Easy installation.

The eL3V5Q is a single channel radio receiver operating at a 433,92 MHz. The output relay can be configured as bistable or monostable with adjustable activation time. Receiver eL3V5Q cooperates with eLdrim's transmitters compatible with Keeloq protocol (Basic Pulse Element 400µs). Receiver can memorize up to 64 different remotes.-

Installation

After proper mechanical installation connect the receiver's wires according to the installation schematic. Program all transmitters you wish and push the cover onto the receiver in order to close it. When power supply is below 17V it's necessary to solder the jumper showed on the picture 1. **Warning! Do not solder when power is on!**


ERASING TRANSMITTERS

When the receiver's memory is full or we have problems with programming new transmitters it's necessary to erase all memory. Keep the "SW" switch pressed down until the LED diode starts blinking and then release it. This procedure lasts about 8s. It's recommended to erase memory after mechanical installation.

TRANSMITTERS PROGRAMMING.

To work properly every transmitter's button has to be programmed separately. Press the "SW" button for less than 3 seconds. When the LED diode turns off there's 10 seconds for pressing the button of the transmitter which has to be memorized. 3-blinks of the LED diode mean successful operation, 2-blinks mean programming error, 1-blink means full memory. After successful operation there's another 10 seconds for programming next button. Repeat

the procedure for all transmitter you want to memorize.



P. 1

OUTPUT MODE SELECTION.

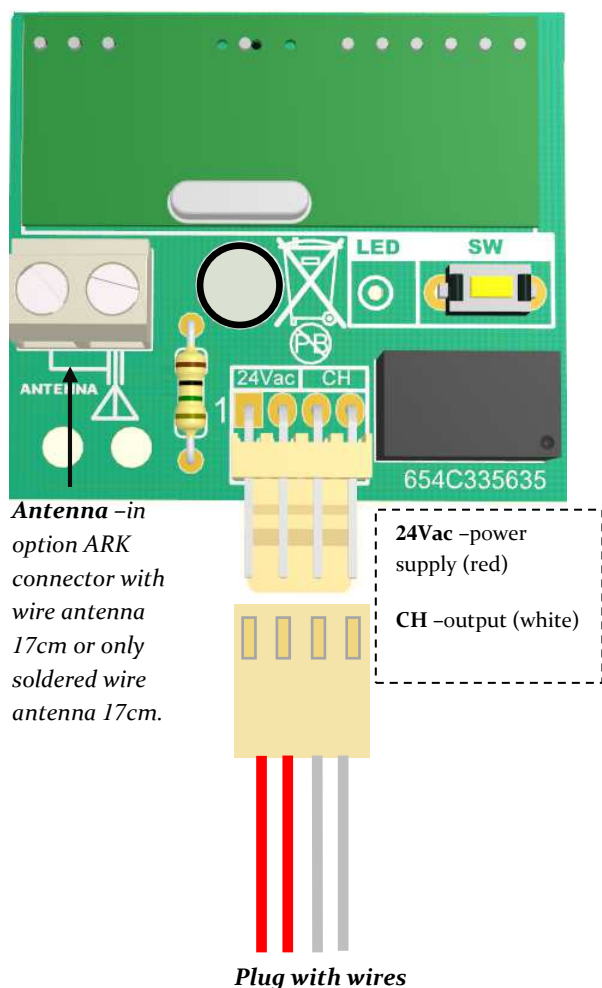
Monostable mode with adjustable activity time. In this mode the output relay will pulse on for time set by user (factory settings 1s) every time when a valid code is received from any of the programmed transmitters. Activity time is adjust in a range of 0.2-7s with 0.2s step. To select monostable mode keep the "SW" switch pressed down until the LED diode turns off and turns on again and then release it. Now there's 4 seconds for starting activity time setting. Every single the "SW" button pressing increases activity time by 0.2s. (i.e. 5-button pressing equal to 1s). Time between pressing must be less than 3s. 3-blinks of the LED diode mean successful operation. 1-blink of the LED diode means end of programming time. Monostable mode is factory set (1s).

Bistable mode (ON/OFF). In bistable mode the output relay alternate at every correct received signal from any of the programmed transmitters. To select bistable mode keep the "SW" switch pressed down until the LED diode turns off and turns on again and then release it. Within 4 seconds keep the "SW" switch pressed down again until the LED diode starts blinking. Released the „SW" switch. After power-up output is off. To deactivate bistable mode set monostable mode according to the previous procedure.

FACTORY SETTINGS RECOVERY.

To recover factory settings (monostable mode with 1s output activity time) switch off the power supply. Keeping the "SW" switch pressed down switch on the power supply. 3-blinks of the LED diode mean successful operation. Release the button.

CONNECTION SCHEMATIC



TECHNICAL SPECIFICATION

Frequency: 433.92 MHz

Transmission: KEELOQ (Basic Pulse Element 400µs)

Power supply: 12-24Vac/dc (depends on configuration)

Current consumption: 12/42mA (max)

Output: 1A/30Vdc , 0.5A/125Vac.

For monostable mode:

-min activity time :0.2s

-max activity time:7s

-factory activity time: 1s

Range: up to 200m

Operating temperature range:

-20°C +70°C

Enclosure: IP40

Weight: 31g

EC DECLARATION OF CONFORMITY	No: 4/2015	CE
MANUFACTURER		
PPHU eLdrim Franciszkańska 3 33-300 Nowy Sącz Tel. 0048 18 4490840 Fax. 0048 18 4490848		
PRODUCT DESCRIPTION		
eL3V5Q, eL3V5H -single channel radio receiver operating at 433,92MHz frequency compatible with KEELOQ protocol.		
CONFORMITY WITH THE ESSENTIAL REQUIREMENTS OF EC DIRECTIVES		
EMC 2004/108/WE, R&TTE 1999/5/EC, ROHS 2011/65/EU		
CONFORMITY WITH THE EUROPEAN STANDARDS		
EMC <ul style="list-style-type: none"> EN 61000-6-1 /2008 EN 61000-6-3 /2008 ETSI EN 301 489-1 V1.9.2 /2012 ETSI EN 301 489-3 V1.6.1 /2014 		
R&TTE <ul style="list-style-type: none"> ETSI EN 300 220-1 V2.4.1 /2013 ETSI EN 300 220-3 V2.4.1 /2004 		
CONFORMITY ASSESSMENT PROCEDURE		
Module A : Internal production control.		
Nowy Sącz, Poland	Date: 8 May 2015	OWNER: Janusz Janowski